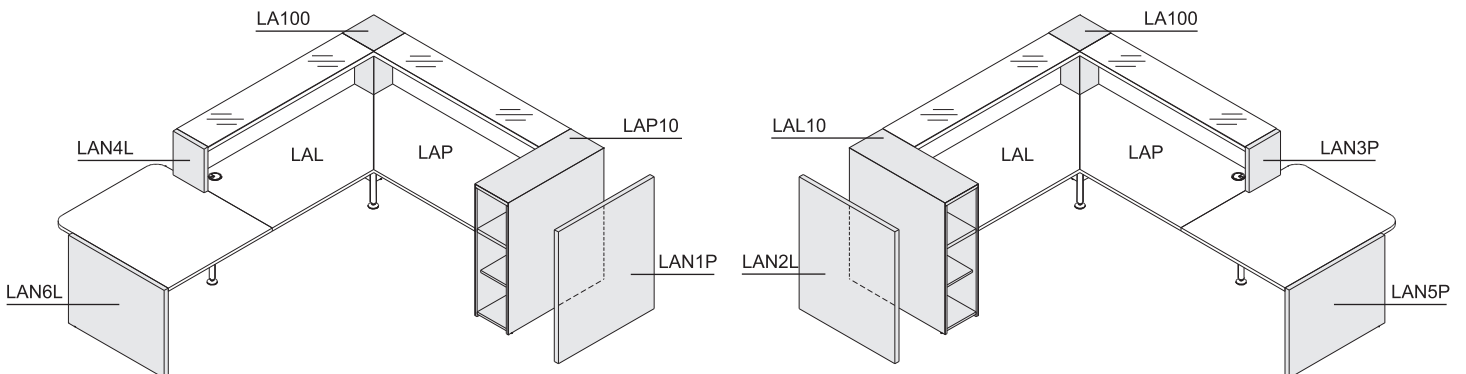
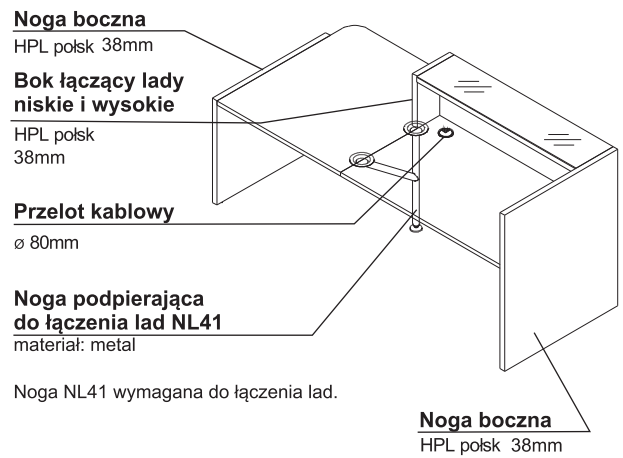
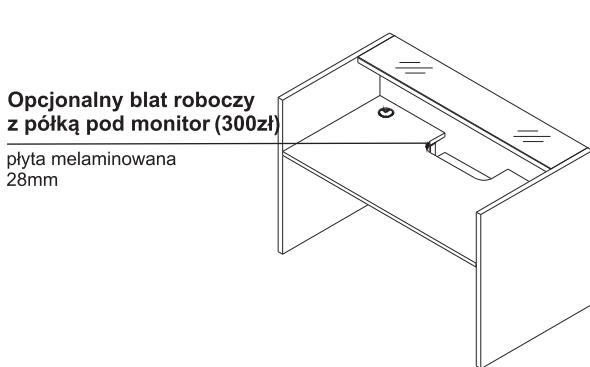
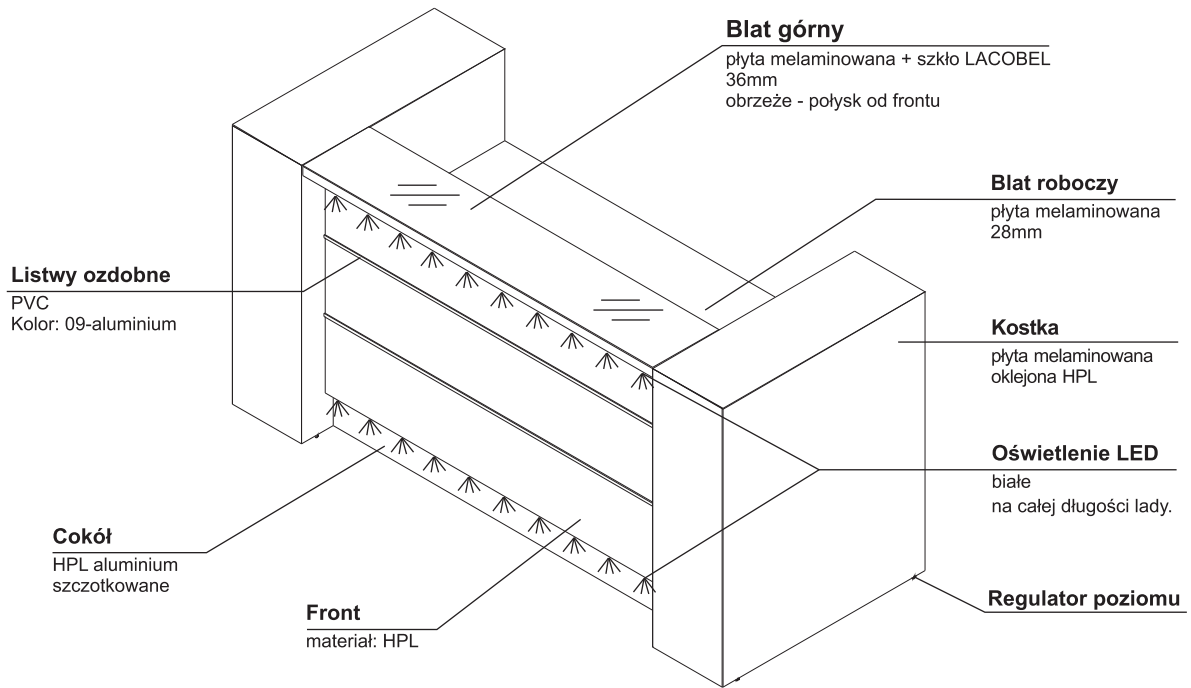
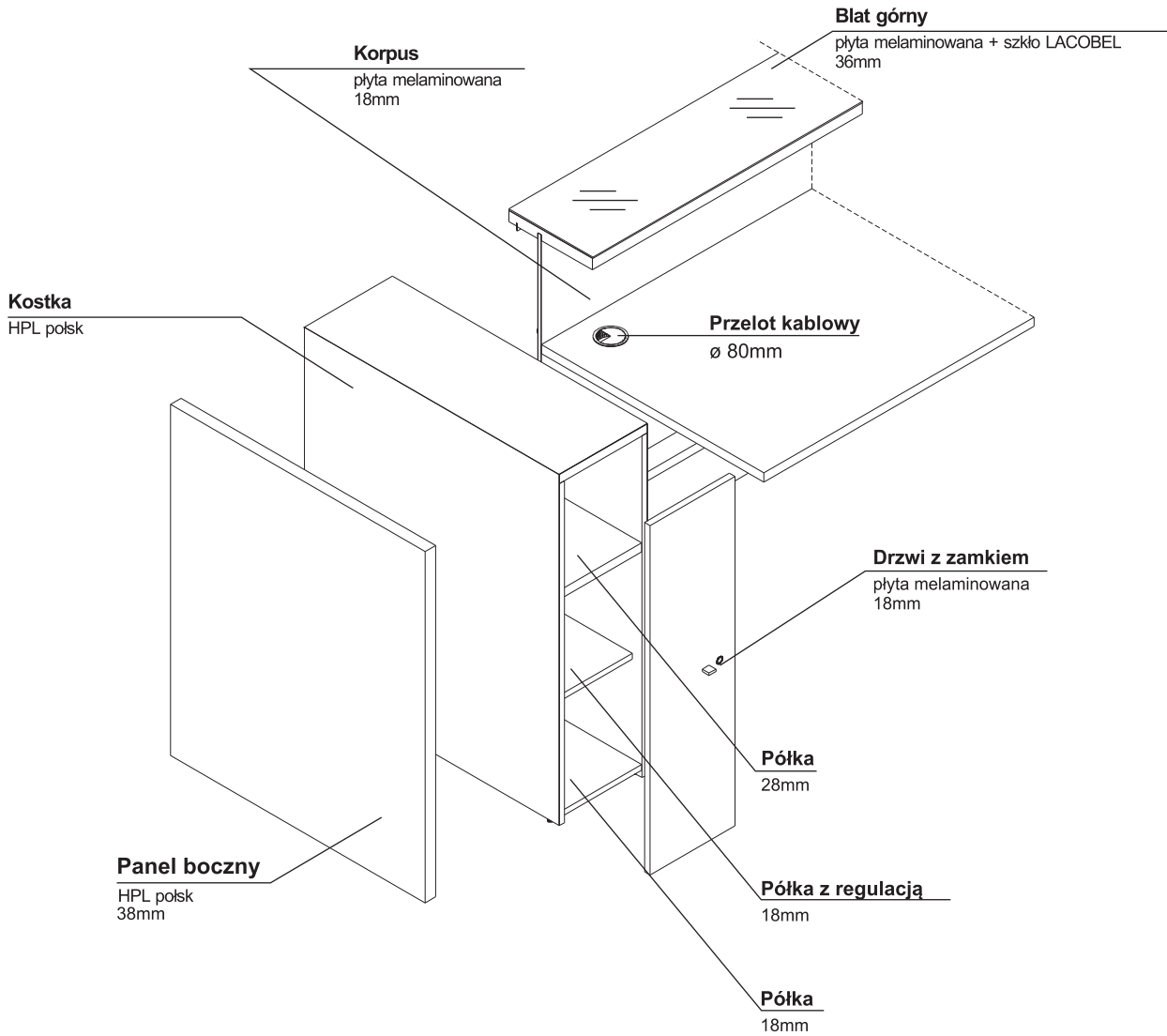
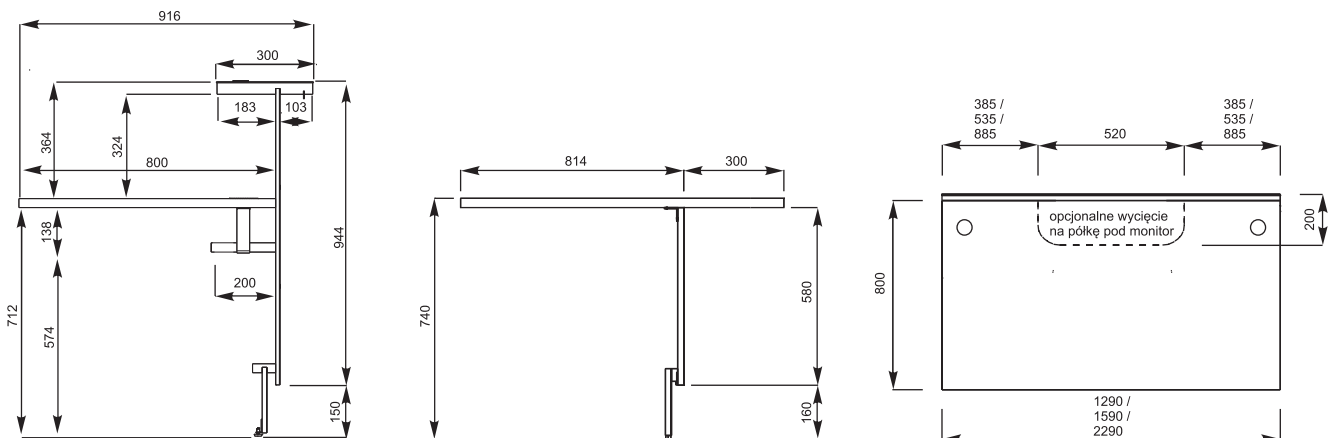
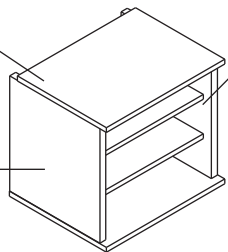


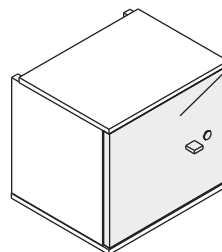
**OPIS TECHNICZNY**



**OPIS TECHNICZNY**

**WYMIARY**


**REGAŁ/SZAFKA NA LADE RECEPCYJNĄ**
**Wieniec górny**

 płyta melaminowana  
12mm

**Półka**

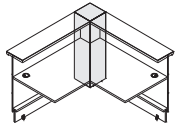
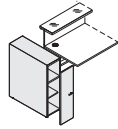
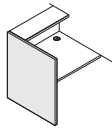
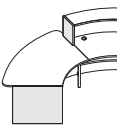
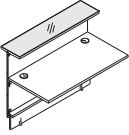
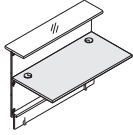
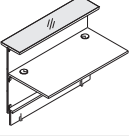
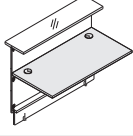
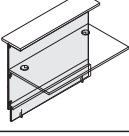
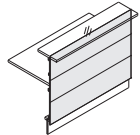
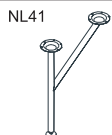


 płyta melaminowana  
12mm

**Drzwi**

 płyta melaminowana  
18mm

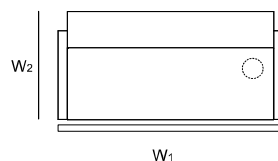
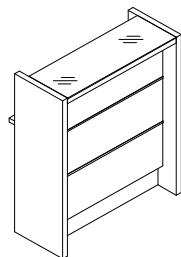
**Korpus**

 płyta melaminowana  
18mm

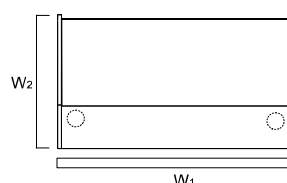
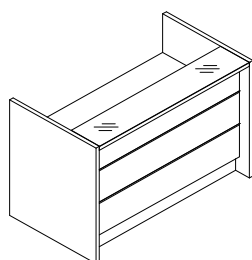
**KOLORYSTYKA**

|                       |                       |   |                        |   |
|-----------------------|-----------------------|---|------------------------|---|
| 73-BIAŁY POŁYSK       | 148-SZARY POŁYSK      |     |                        |   |
| LACOBEL, BIAŁY        | 67-BIAŁY PASTEL       |     |                        |   |
| LACOBEL, SREBRNY      | 26-ALUMINIUM SATINATO |     |                        |   |
| 67-BIAŁY PASTEL       |                       |    |                        |   |
| 31-DAB KANADYJSKI     | 34-KASZTAN            | 73-BIAŁY POŁYSK   | 74-POMARAŃCZOWY POŁYSK |  |
| 80-ZIELONY POŁYSK     | 81-BORDOWY POŁYSK     | 102-ZÓŁTY POŁYSK  | 127-RÓŻOWY POŁYSK      |   |
| 15-BIAŁY              | NL41                  |    |                        |   |
| 26-ALUMINIUM SATINATO | 67-BIAŁY PASTEL       |     |                        |   |

## UKŁADY LAD

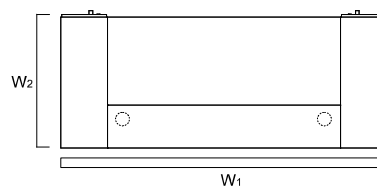
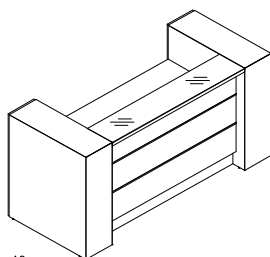


| SYMBOL | WYMIARY [mm]   |                |                |                |      | PLN |      |                |     | UWAGI |
|--------|----------------|----------------|----------------|----------------|------|-----|------|----------------|-----|-------|
|        | W <sub>1</sub> | W <sub>2</sub> | D <sub>1</sub> | D <sub>2</sub> | H    |     | kg   | m <sup>3</sup> | szt |       |
| LAV96L | 920            | 454            | -              | -              | 1105 |     | 51.5 | 0.182          | 7   |       |



09  
13  
16  
LAN1P+LA23L+LAN2L

| SYMBOL               | WYMIARY [mm]   |                |                |                |      | PLN |       |                |     | UWAGI |
|----------------------|----------------|----------------|----------------|----------------|------|-----|-------|----------------|-----|-------|
|                      | W <sub>1</sub> | W <sub>2</sub> | D <sub>1</sub> | D <sub>2</sub> | H    |     | kg    | m <sup>3</sup> | szt |       |
| LAV95L <sup>09</sup> | 920            | 917            | -              | -              | 1105 |     | 88.0  | 0.252          | 6   |       |
| LAV75L <sup>13</sup> | 1366           | 917            | -              | -              | 1105 |     | 127.6 | 0.369          | 8   |       |
| LAV76L <sup>16</sup> | 1666           | 917            | -              | -              | 1105 |     | 145.5 | 0.424          | 8   |       |
| LAV77L <sup>23</sup> | 2366           | 917            | -              | -              | 1105 |     | 182.0 | 0.584          | 9   |       |



13  
16  
LAD10+LAP10+LA23L+LAL10+LAD10

| SYMBOL               | WYMIARY [mm]   |                |                |                |      | PLN |       |                |     | UWAGI |
|----------------------|----------------|----------------|----------------|----------------|------|-----|-------|----------------|-----|-------|
|                      | W <sub>1</sub> | W <sub>2</sub> | D <sub>1</sub> | D <sub>2</sub> | H    |     | kg    | m <sup>3</sup> | szt |       |
| LAV01L <sup>13</sup> | 1926           | 937            | -              | -              | 1105 |     | 185.6 | 1.031          | 10  |       |
| LAV02L <sup>16</sup> | 2226           | 937            | -              | -              | 1105 |     | 203.5 | 1.087          | 10  |       |
| LAV03L <sup>23</sup> | 2926           | 937            | -              | -              | 1105 |     | 240.0 | 1.246          | 11  |       |

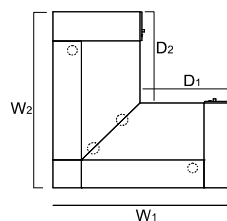
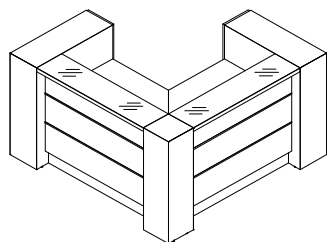
## LEGENDA:

- WAGA NETTO

- OBJĘTOŚĆ

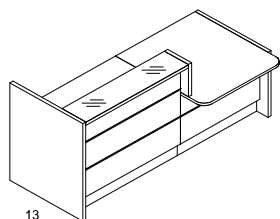
- ILOŚĆ PACZEK

UKŁADY LAD



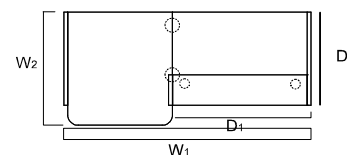
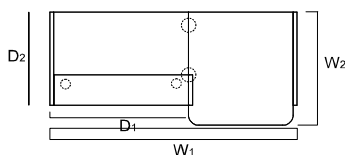
LAD10+LAP10+LAP23L+LA100+NL41+LAL23L+LAL10+LAD10

| SYMBOL                                   | WYMIARY [mm]   |                |                |                |      | PLN | kg    | m3    | szt | UWAGI |
|--|----------------|----------------|----------------|----------------|------|-----|-------|-------|-----|-------|
|  | W <sub>1</sub> | W <sub>2</sub> | D <sub>1</sub> | D <sub>2</sub> | H    |     |       |       |     |       |
| <sup>13</sup><br>LAV10L<br><sup>13</sup> | 1908           | 1908           | 991            | 991            | 1105 |     | 242.4 | 1.394 | 15  |       |
| <sup>13</sup><br>LAV11L<br><sup>16</sup> | 1908           | 2208           | 991            | 1291           | 1105 |     | 262.3 | 1.452 | 17  |       |
| <sup>13</sup><br>LAV12L<br><sup>23</sup> | 1908           | 2908           | 991            | 1991           | 1105 |     | 288.8 | 1.591 | 18  |       |
| <sup>16</sup><br>LAV13L<br><sup>13</sup> | 2208           | 1908           | 1291           | 991            | 1105 |     | 262.3 | 1.452 | 17  |       |
| <sup>16</sup><br>LAV14L<br><sup>16</sup> | 2208           | 2208           | 1291           | 1291           | 1105 |     | 270.2 | 1.488 | 15  |       |
| <sup>16</sup><br>LAV15L<br><sup>23</sup> | 2208           | 2908           | 1291           | 1991           | 1105 |     | 302.7 | 1.638 | 18  |       |
| <sup>23</sup><br>LAV16L<br><sup>13</sup> | 2908           | 1908           | 1991           | 991            | 1105 |     | 288.8 | 1.591 | 18  |       |
| <sup>23</sup><br>LAV17L<br><sup>16</sup> | 2908           | 2208           | 1991           | 1291           | 1105 |     | 302.7 | 1.638 | 18  |       |
| <sup>23</sup><br>LAV18L<br><sup>23</sup> | 2908           | 2908           | 1991           | 1991           | 1105 |     | 323.2 | 1.767 | 17  |       |



A

B



A: LAN1P+LA23L+NL41+LAN4L+LAU11L+LAN6L

B: LAN5P+LAU11L+NL41+LAN3P+LA23L+LAN2L

| SYMBOL                                   |  | WYMIARY [mm]   |                |                |                |      | PLN | kg    | m3    | szt | UWAGI |
|--|--|----------------|----------------|----------------|----------------|------|-----|-------|-------|-----|-------|
| A  | B  | W <sub>1</sub> | W <sub>2</sub> | D <sub>1</sub> | D <sub>2</sub> | H    |     |       |       |     |       |
| <sup>13</sup><br>LAV19L<br><sup>13</sup> | <sup>13</sup><br>LAV20L<br><sup>13</sup> | 2366           | 1114           | 1328           | 917            | 1105 |     | 138.9 | 0.509 | 12  |       |
| <sup>16</sup><br>LAV21L<br><sup>16</sup> | <sup>16</sup><br>LAV22L<br><sup>16</sup> | 2666           | 1114           | 1628           | 917            | 1105 |     | 152.3 | 0.556 | 12  |       |
| <sup>23</sup><br>LAV23L<br><sup>23</sup> | <sup>23</sup><br>LAV24L<br><sup>23</sup> | 3366           | 1114           | 2318           | 917            | 1105 |     | 178.8 | 0.695 | 13  |       |

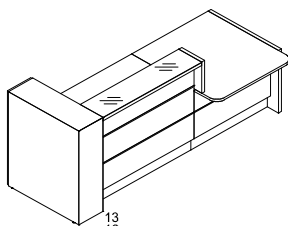
LEGENDA:

- WAGA NETTO

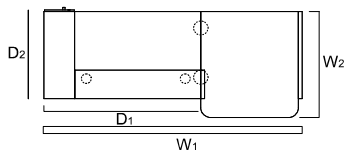
- OBJĘTOŚĆ

- ILOŚĆ PACZEK

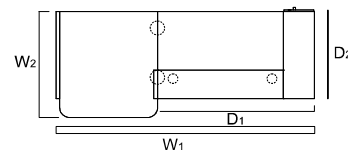
## UKŁADY LAD



A



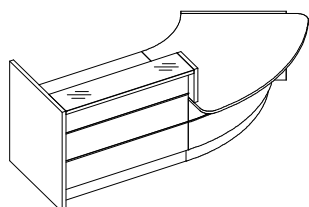
B



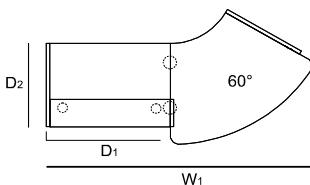
A: LAD10+LAP10+LA23L+NL41+LAN4L+LAU11L+LAN6L

B: LAN5P+LAU11L+NL41+LAN3P+LA23L+LAL10+LAD10

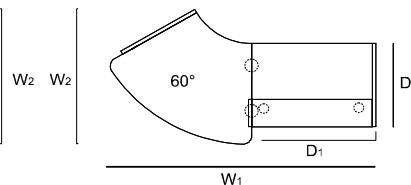
| SYMBOL               |                      | WYMIARY [mm]   |                |                |                |      | PLN |       |       |    |  | UWAGI |
|----------------------|----------------------|----------------|----------------|----------------|----------------|------|-----|-------|-------|----|--|-------|
| A                    | B                    | W <sub>1</sub> | W <sub>2</sub> | D <sub>1</sub> | D <sub>2</sub> | H    |     |       |       |    |  |       |
| LAV41L <sup>13</sup> | LAV42L <sup>13</sup> | 2646           | 1134           | 1608           | 937            | 1105 |     | 167.9 | 0.840 | 13 |  |       |
| LAV43L <sup>16</sup> | LAV44L <sup>16</sup> | 2946           | 1134           | 1908           | 937            | 1105 |     | 171.8 | 0.875 | 13 |  |       |
| LAV45L <sup>23</sup> | LAV46L <sup>23</sup> | 3646           | 1134           | 2608           | 937            | 1105 |     | 207.8 | 1.026 | 14 |  |       |



A



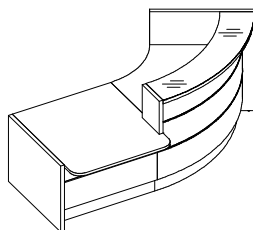
B



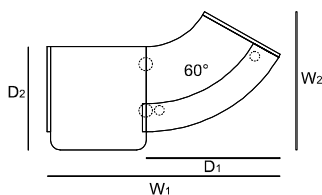
A: LAN1P+LA23L+NL41+LAN4L+LAV66L+LAN6L

B: LAN5P+LAV66L+NL41+LAN3P+LA23L+LAN2L

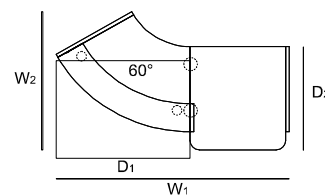
| SYMBOL               |                      | WYMIARY [mm]   |                |                |                |      | PLN |       |       |    |  | UWAGI |
|----------------------|----------------------|----------------|----------------|----------------|----------------|------|-----|-------|-------|----|--|-------|
| A                    | B                    | W <sub>1</sub> | W <sub>2</sub> | D <sub>1</sub> | D <sub>2</sub> | H    |     |       |       |    |  |       |
| LAV88L <sup>13</sup> | LAV89L <sup>13</sup> | 2845           | 1111           | 1328           | 917            | 1105 |     | 160.9 | 0.832 | 12 |  |       |
| LAV91L <sup>16</sup> | LAV92L <sup>16</sup> | 3145           | 1111           | 1628           | 917            | 1105 |     | 174.3 | 0.879 | 12 |  |       |
| LAV93L <sup>23</sup> | LAV94L <sup>23</sup> | 3845           | 1111           | 2318           | 917            | 1105 |     | 200.8 | 1.018 | 13 |  |       |



A



B



A: LAN5P+LAU11L+NL41+LAN3P+LAV64L+LAN2L

B: LAN1P+LAV64L+NL41+LAN4L+LAU11L+LAN6L

| SYMBOL |        | WYMIARY [mm]   |                |                |                |      | PLN |       |       |    |  | UWAGI |
|--------|--------|----------------|----------------|----------------|----------------|------|-----|-------|-------|----|--|-------|
| A      | B      | W <sub>1</sub> | W <sub>2</sub> | D <sub>1</sub> | D <sub>2</sub> | H    |     |       |       |    |  |       |
| LAV84L | LAV85L | 2443           | 1489           | 1404           | 1114           | 1105 |     | 149.8 | 0.957 | 12 |  |       |

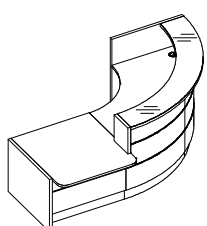
LEGENDA:

- WAGA NETTO

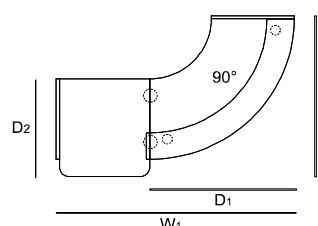
- OBJĘTOŚĆ

- ILOŚĆ PACZEK

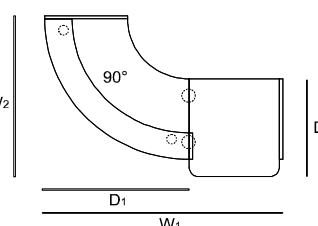
## UKŁADY LAD



A

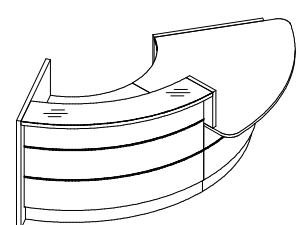


B

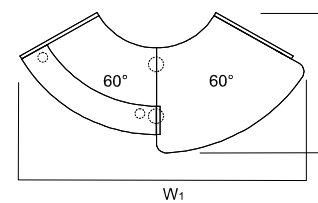


A: LAN5P+LAU11L+NL41+LAN3P+LAV90L+LAN2L  
 B: LAN1P+LAV90L+NL41+LAN4L+LAU11L+LAN6L

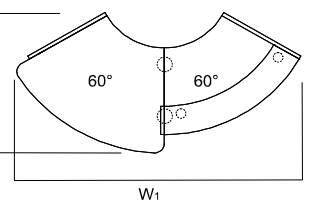
| SYMBOL |        | WYMIARY [mm]   |                |                |                |      | PLN | kg    | m3    | szt | UWAGI |
|--------|--------|----------------|----------------|----------------|----------------|------|-----|-------|-------|-----|-------|
| A      | B      | W <sub>1</sub> | W <sub>2</sub> | D <sub>1</sub> | D <sub>2</sub> | H    |     |       |       |     |       |
| LAV86L | LAV87L | 2638           | 1835           | 1600           | 937            | 1105 |     | 190.8 | 1.328 | 13  |       |



A

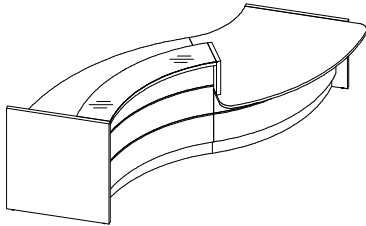


B

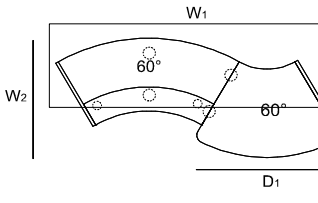


A: LAN1P+LAV64L+NL41+LAN4L+LAV66L+LAN6L  
 B: LAN5P+LAV66L+NL41+LAN3P+LAV64L+LAN2L

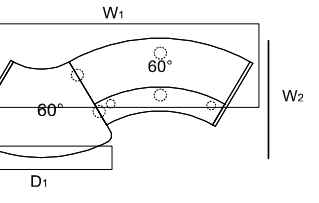
| SYMBOL |        | WYMIARY [mm]   |                |                |                |      | PLN | kg    | m3    | szt | UWAGI |
|--------|--------|----------------|----------------|----------------|----------------|------|-----|-------|-------|-----|-------|
| A      | B      | W <sub>1</sub> | W <sub>2</sub> | D <sub>1</sub> | D <sub>2</sub> | H    |     |       |       |     |       |
| LAV30L | LAV31L | 2922           | 1486           | -              | -              | 1105 |     | 171.8 | 1.280 | 12  |       |



A



B



A: LAN1P+LAV62L+NL41+LAN4L+LAV66L+LAN6L  
 B: LAN5P+LAV66L+NL41+LAN3P+LAV62L+LAN2L

| SYMBOL |        | WYMIARY [mm]   |                |                |                |      | PLN | kg    | m3    | szt | UWAGI |
|--------|--------|----------------|----------------|----------------|----------------|------|-----|-------|-------|-----|-------|
| A      | B      | W <sub>1</sub> | W <sub>2</sub> | D <sub>1</sub> | D <sub>2</sub> | H    |     |       |       |     |       |
| LAV32L | LAV33L | 3452           | 1502           | 1720           | 1225           | 1105 |     | 182.8 | 1.366 | 13  |       |

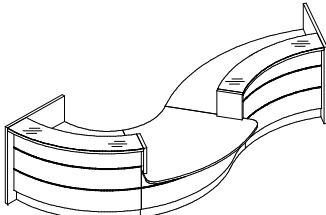
LEGENDA:

- WAGA NETTO

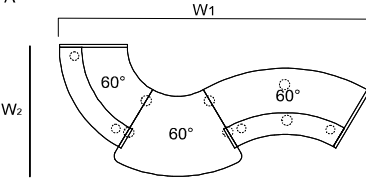
- OBJĘTOŚĆ

- ILOŚĆ PACZEK

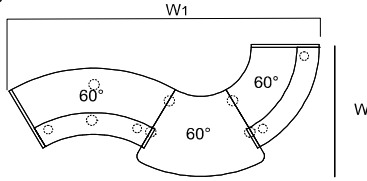
**UKŁADY LAD**



A

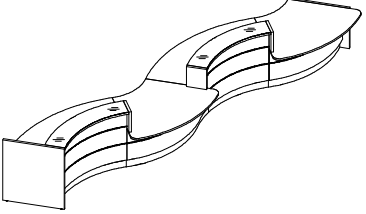


B

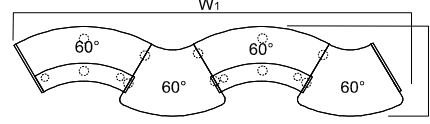


A: LAN1P+LAV64L+NL41+LAN4L+LAV66L+NL41+LAN3P+LAV62L+LAN2L  
 B: LAN1P+LAV62L+NL41+LAN4L+LAV66L+NL41+LAN3P+LAV64L+LAN2L

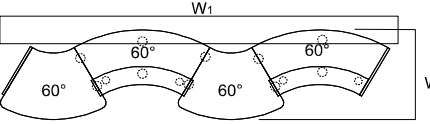
| SYMBOL        |               | WYMIARY [mm]   |                |                |                |      | PLN   | kg<br>m3<br>szt | UWAGI |  |
|---------------|---------------|----------------|----------------|----------------|----------------|------|-------|-----------------|-------|--|
| A             | B             | W <sub>1</sub> | W <sub>2</sub> | D <sub>1</sub> | D <sub>2</sub> | H    |       |                 |       |  |
| <b>LAV34L</b> | <b>LAV35L</b> | 4195           | 1835           | -              | 1503           | 1105 | 262.1 | 2.129           | 20    |  |



A

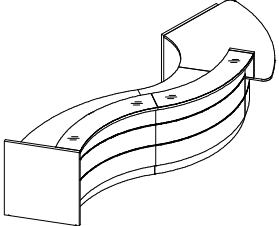


B

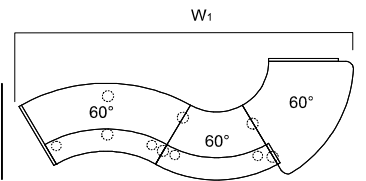


A: LAN1P+LAV62L+NL41+LAN4L+LAV66L+NL41+LAN3P+LAV62L+NL41+LAN4L+LAV66L+LAN6L  
 B: LAN5P+LAV66L+NL41+LAN3P+LAV62L+NL41+LAN4L+LAV66L+NL41+LAN3P+LAV62L+LAN2L

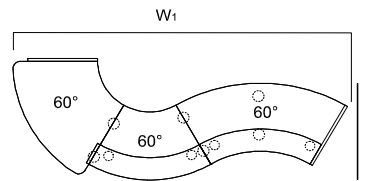
| SYMBOL        |               | WYMIARY [mm]   |                |                |                |      | PLN   | kg<br>m3<br>szt | UWAGI |  |
|---------------|---------------|----------------|----------------|----------------|----------------|------|-------|-----------------|-------|--|
| A             | B             | W <sub>1</sub> | W <sub>2</sub> | D <sub>1</sub> | D <sub>2</sub> | H    |       |                 |       |  |
| <b>LAV36L</b> | <b>LAV37L</b> | 6352           | 1503           | -              | -              | 1105 | 322.1 | 2.706           | 24    |  |



A



B



A: LAN1P+LAV62L+NL41+LAV64L+NL41+LAN4L+LAV66L+LAN6L  
 B: LAN5P+LAV66L+NL41+LAN3P+LAV64L+NL41+LAV62L+LAN2L

| SYMBOL        |               | WYMIARY [mm]   |                |                |                |      | PLN   | kg<br>m3<br>szt | UWAGI |  |
|---------------|---------------|----------------|----------------|----------------|----------------|------|-------|-----------------|-------|--|
| A             | B             | W <sub>1</sub> | W <sub>2</sub> | D <sub>1</sub> | D <sub>2</sub> | H    |       |                 |       |  |
| <b>LAV38L</b> | <b>LAV39L</b> | 4386           | 1639           | -              | 1307           | 1105 | 252.3 | 2.106           | 19    |  |

LEGENDA:

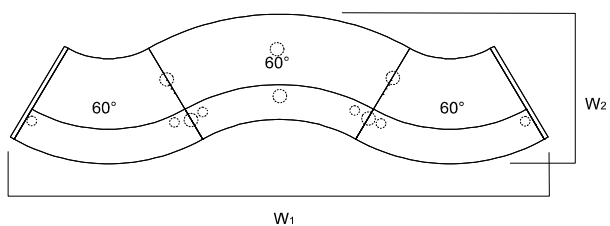
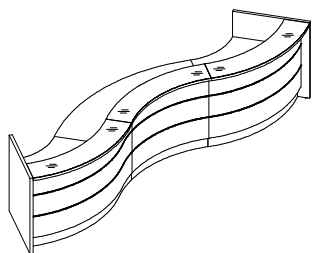
- WAGA NETTO

- OBJĘTOŚĆ

- ILOŚĆ PACZEK

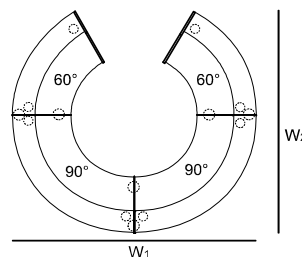
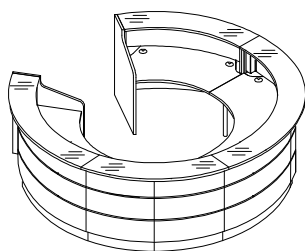


## UKŁADY LAD



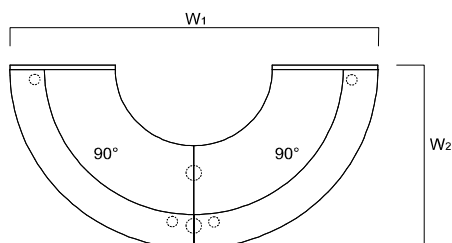
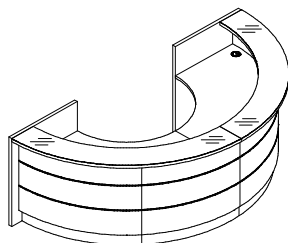
LAN1P+LAV64L+NL41+LAV62L+NL41+LAV64L+LAN2L

| SYMBOL | WYMIARY        |                |                |                |      | [mm] | PLN   |       |                |     | UWAGI |
|--------|----------------|----------------|----------------|----------------|------|------|-------|-------|----------------|-----|-------|
|        | W <sub>1</sub> | W <sub>2</sub> | D <sub>1</sub> | D <sub>2</sub> | H    |      |       | kg    | m <sup>3</sup> | szt |       |
| LAV50L | 4566           | 1307           | -              | -              | 1105 |      | 269.5 | 2.345 | 20             |     |       |



LWN1P+WLC64L+NL41+WLC90L+NL41+WLC90L+NL41+WLC64L+LWN2L

| SYMBOL | WYMIARY        |                |                |                |      | [mm] | PLN   |       |                |     | UWAGI |
|--------|----------------|----------------|----------------|----------------|------|------|-------|-------|----------------|-----|-------|
|        | W <sub>1</sub> | W <sub>2</sub> | D <sub>1</sub> | D <sub>2</sub> | H    |      |       | kg    | m <sup>3</sup> | szt |       |
| LAV51L | 3202           | 3006           | -              | -              | 1105 |      | 410.0 | 3.741 | 27             |     |       |



LAN1P+LAV90L+NL41+LAV90L+LAN2L

| SYMBOL | WYMIARY        |                |                |                |      | [mm] | PLN   |       |                |     | UWAGI |
|--------|----------------|----------------|----------------|----------------|------|------|-------|-------|----------------|-----|-------|
|        | W <sub>1</sub> | W <sub>2</sub> | D <sub>1</sub> | D <sub>2</sub> | H    |      |       | kg    | m <sup>3</sup> | szt |       |
| LAV52L | 3202           | 1639           | -              | -              | 1105 |      | 271.0 | 2.261 | 15             |     |       |

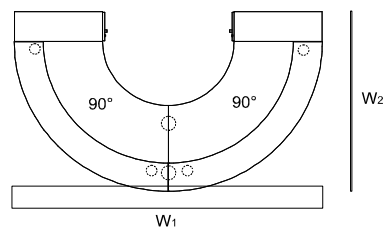
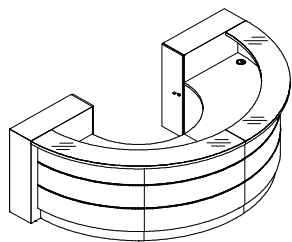
LEGENDA:

- WAGA NETTO

- OBJĘTOŚĆ

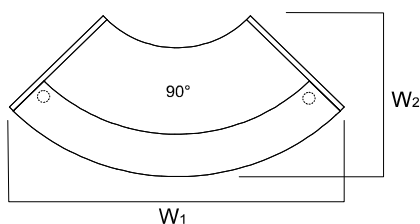
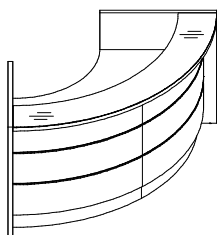
- ILOŚĆ PACZEK

## UKŁADY LAD



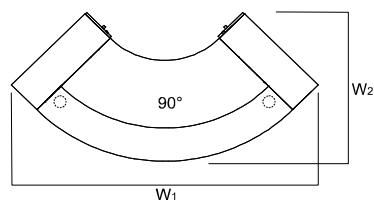
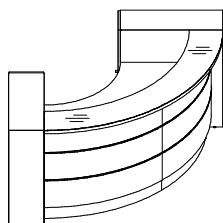
LAD10+LAP10+LAV90L+NL41+LAV90L+LAL10+LAD10

| SYMBOL | WYMIARY [mm]   |                |                |                |      | PLN |       |                |     | UWAGI |
|--------|----------------|----------------|----------------|----------------|------|-----|-------|----------------|-----|-------|
|        | W <sub>1</sub> | W <sub>2</sub> | D <sub>1</sub> | D <sub>2</sub> | H    |     | kg    | m <sup>3</sup> | szt |       |
| LAV61L | 3202           | 1919           | -              | -              | 1105 |     | 329.0 | 2.923          | 17  |       |



LAN1P+LAV90L+LAN2L

| SYMBOL | WYMIARY [mm]   |                |                |                |      | PLN |       |                |     | UWAGI |
|--------|----------------|----------------|----------------|----------------|------|-----|-------|----------------|-----|-------|
|        | W <sub>1</sub> | W <sub>2</sub> | D <sub>1</sub> | D <sub>2</sub> | H    |     | kg    | m <sup>3</sup> | szt |       |
| LAV53L | 2317           | 1145           | -              | -              | 1105 |     | 162.5 | 1.213          | 9   |       |



LAD10+LAP10+LAV90L+LAL10+LAD10

| SYMBOL | WYMIARY [mm]   |                |                |                |      | PLN |       |                |     | UWAGI |
|--------|----------------|----------------|----------------|----------------|------|-----|-------|----------------|-----|-------|
|        | W <sub>1</sub> | W <sub>2</sub> | D <sub>1</sub> | D <sub>2</sub> | H    |     | kg    | m <sup>3</sup> | szt |       |
| LAV73L | 2713           | 1353           | -              | -              | 1105 |     | 218.5 | 1.813          | 10  |       |

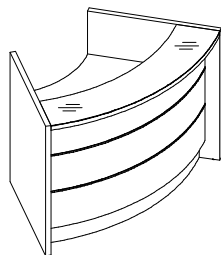
LEGENDA:

- WAGA NETTO

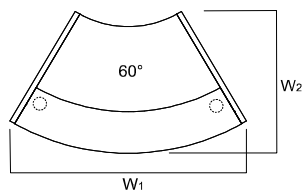
- OBJĘTOŚĆ

- ILOŚĆ PACZEK

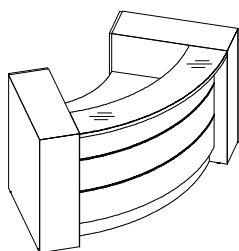
UKŁADY LAD



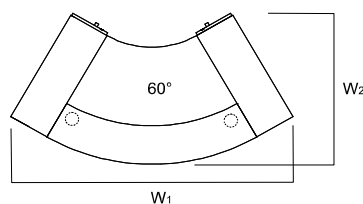
LAN1P+LAV64L+LAN2L



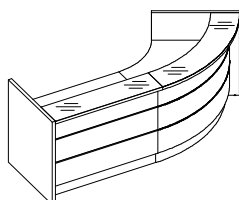
| SYMBOL | WYMIARY [mm]   |                |                |                |      | PLN |       |                |     | UWAGI |
|--------|----------------|----------------|----------------|----------------|------|-----|-------|----------------|-----|-------|
|        | W <sub>1</sub> | W <sub>2</sub> | D <sub>1</sub> | D <sub>2</sub> | H    |     | kg    | m <sup>3</sup> | szt |       |
| LAV54L | 1666           | 1029           | -              | -              | 1105 |     | 119.5 | 0.779          | 7   |       |



LAD10+LAP10+LAV64L+LAL10+LAD10

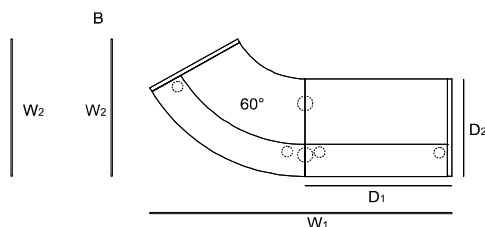
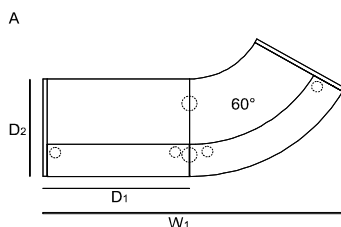


| SYMBOL | WYMIARY [mm]   |                |                |                |      | PLN |       |                |     | UWAGI |
|--------|----------------|----------------|----------------|----------------|------|-----|-------|----------------|-----|-------|
|        | W <sub>1</sub> | W <sub>2</sub> | D <sub>1</sub> | D <sub>2</sub> | H    |     | kg    | m <sup>3</sup> | szt |       |
| LAV74L | 2151           | 1183           | -              | -              | 1105 |     | 177.5 | 1.442          | 9   |       |



A: LAN1P+LA23L+NL41+LAV64L+LAN2L

B: LAN1P+LAV64L+NL41+LA23L+LAN2L



| SYMBOL               |                      | WYMIARY [mm]   |                |                |                |      | PLN |       |                |     | UWAGI |
|----------------------|----------------------|----------------|----------------|----------------|----------------|------|-----|-------|----------------|-----|-------|
| A                    | B                    | W <sub>1</sub> | W <sub>2</sub> | D <sub>1</sub> | D <sub>2</sub> | H    |     | kg    | m <sup>3</sup> | szt |       |
| LAV78L <sup>13</sup> | LAV79L <sup>13</sup> | 2733           | 1292           | 1328           | 917            | 1105 |     | 178.1 | 1.071          | 13  |       |
| LAV80L <sup>16</sup> | LAV81L <sup>16</sup> | 3033           | 1292           | 1628           | 917            | 1105 |     | 191.5 | 1.118          | 13  |       |
| LAV82L <sup>23</sup> | LAV83L <sup>23</sup> | 3733           | 1292           | 2318           | 917            | 1105 |     | 218.0 | 1.257          | 14  |       |

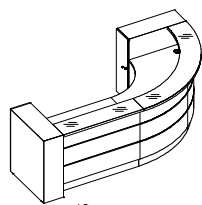
LEGENDA:

- WAGA NETTO

- OBJĘTOŚĆ

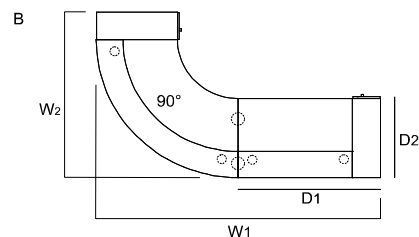
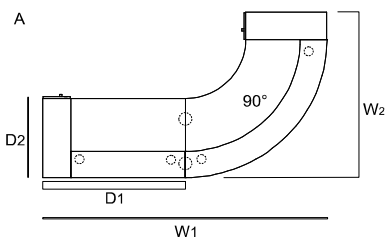
- ILOŚĆ PACZEK

UKŁADY LAD

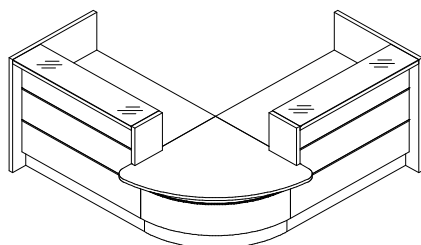


A: LAD10+LAP10+LA23L+NL41+LAV90L+LAL10+LAD10

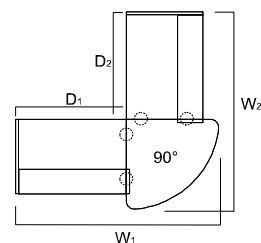
B: LAD10+LAP10+LAV90L+NL41+LA23L+LAL10+LAD10



| SYMBOL               |                      | WYMIARY [mm]   |                |                |                |      | PLN   | kg    | m3 | szt | UWAGI |
|----------------------|----------------------|----------------|----------------|----------------|----------------|------|-------|-------|----|-----|-------|
| A                    | B                    | W <sub>1</sub> | W <sub>2</sub> | D <sub>1</sub> | D <sub>2</sub> | H    |       |       |    |     |       |
| LAV55L <sup>13</sup> | LAV56L <sup>13</sup> | 3208           | 1918           | 1608           | 937            | 1105 | 277.1 | 2.104 | 16 |     |       |
| LAV57L <sup>16</sup> | LAV58L <sup>16</sup> | 3508           | 1918           | 1908           | 937            | 1105 | 290.5 | 2.151 | 16 |     |       |
| LAV59L <sup>23</sup> | LAV60L <sup>23</sup> | 4208           | 1918           | 2608           | 937            | 1105 | 317.0 | 2.291 | 17 |     |       |



LAN1P+LA23L+NL41+LAN4L+LAV68L+NL41+LAN3P+LA23L+LAN2L



| SYMBOL                |                       | WYMIARY [mm]   |                |                |                |      | PLN   | kg    | m3 | szt | UWAGI |
|-----------------------|-----------------------|----------------|----------------|----------------|----------------|------|-------|-------|----|-----|-------|
|                       |                       | W <sub>1</sub> | W <sub>2</sub> | D <sub>1</sub> | D <sub>2</sub> | H    |       |       |    |     |       |
| LAV101L <sup>13</sup> | LAV101L <sup>13</sup> | 2437           | 2437           | 1328           | 1328           | 1105 | 207.3 | 0.955 | 18 |     |       |
| LAV102L <sup>13</sup> | LAV102L <sup>16</sup> | 2437           | 2737           | 1328           | 1628           | 1105 | 220.7 | 1.002 | 18 |     |       |
| LAV103L <sup>13</sup> | LAV103L <sup>23</sup> | 2437           | 3437           | 1328           | 2318           | 1105 | 247.2 | 1.141 | 19 |     |       |
| LAV104L <sup>16</sup> | LAV104L <sup>13</sup> | 2737           | 2437           | 1628           | 1328           | 1105 | 220.7 | 1.002 | 18 |     |       |
| LAV105L <sup>16</sup> | LAV105L <sup>16</sup> | 2737           | 2737           | 1628           | 1628           | 1105 | 234.1 | 1.049 | 18 |     |       |
| LAV106L <sup>16</sup> | LAV106L <sup>23</sup> | 2737           | 3437           | 1628           | 2318           | 1105 | 260.6 | 1.189 | 19 |     |       |
| LAV107L <sup>23</sup> | LAV107L <sup>13</sup> | 3437           | 2437           | 2318           | 1328           | 1105 | 247.2 | 1.141 | 19 |     |       |
| LAV108L <sup>23</sup> | LAV108L <sup>16</sup> | 3437           | 2737           | 2318           | 1628           | 1105 | 260.6 | 1.189 | 19 |     |       |
| LAV109L <sup>23</sup> | LAV109L <sup>23</sup> | 3437           | 3437           | 2318           | 2318           | 1105 | 285.6 | 1.311 | 19 |     |       |

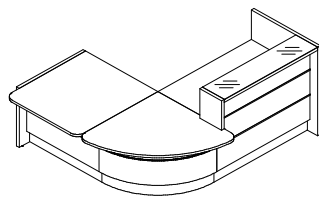
LEGENDA:

- WAGA NETTO

- OBJĘTOŚĆ

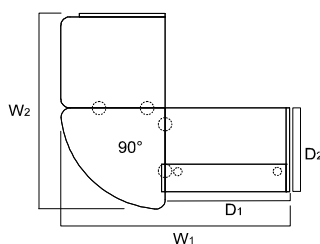
- ILOŚĆ PACZEK

**UKŁADY LAD**

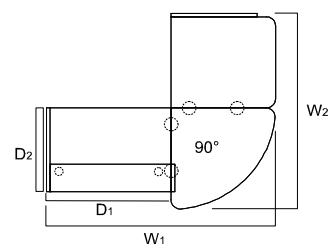


A: LAN5+LAU11L+NL41+LAV68L+NL41+LAN3+LA23L+LAN2<sup>13</sup>  
 B: LAN1+LA23L+NL41+LAN4+LAV68L+NL41+LAN11L+LAN6<sup>16</sup>

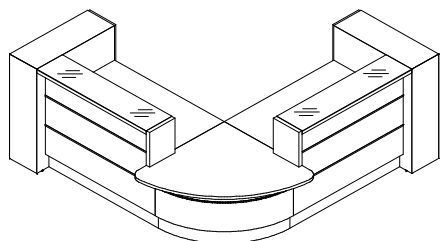
A



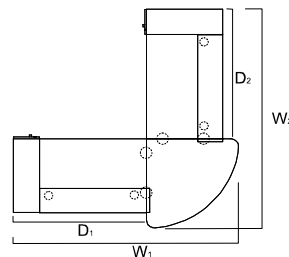
B



| SYMBOL                |                       | WYMIARY [mm]   |                |                |                |      | PLN | kg    | m3    | szt | UWAGI |
|-----------------------|-----------------------|----------------|----------------|----------------|----------------|------|-----|-------|-------|-----|-------|
| A                     | B                     | W <sub>1</sub> | W <sub>2</sub> | D <sub>1</sub> | D <sub>2</sub> | H    |     |       |       |     |       |
| LAV110L <sup>13</sup> | LAV111L <sup>13</sup> | 2442           | 2147           | 1328           | 917            | 1105 |     | 176.4 | 0.832 | 16  |       |
| LAV112L <sup>16</sup> | LAV113L <sup>16</sup> | 2742           | 2147           | 1628           | 917            | 1105 |     | 189.8 | 0.879 | 16  |       |
| LAV114L <sup>23</sup> | LAV115L <sup>23</sup> | 3442           | 2147           | 2318           | 917            | 1105 |     | 216.3 | 1.019 | 17  |       |



LAD10+LAP10+LA23L+NL41+LAN4L+LAV68L+NL41+LAN3P+LA23L+LAL10+LAD10<sup>13</sup>



| SYMBOL                |                       | WYMIARY [mm]   |                |                |                |      | PLN | kg    | m3    | szt | UWAGI |
|-----------------------|-----------------------|----------------|----------------|----------------|----------------|------|-----|-------|-------|-----|-------|
|                       |                       | W <sub>1</sub> | W <sub>2</sub> | D <sub>1</sub> | D <sub>2</sub> | H    |     |       |       |     |       |
| LAV116L <sup>13</sup> | LAV116L <sup>13</sup> | 2717           | 2717           | 1608           | 1608           | 1105 |     | 265.3 | 1.617 | 20  |       |
| LAV117L <sup>13</sup> | LAV117L <sup>16</sup> | 2717           | 3017           | 1608           | 1908           | 1105 |     | 278.7 | 1.664 | 20  |       |
| LAV118L <sup>13</sup> | LAV118L <sup>23</sup> | 2717           | 3717           | 1608           | 2608           | 1105 |     | 305.2 | 1.804 | 21  |       |
| LAV119L <sup>16</sup> | LAV119L <sup>13</sup> | 3017           | 2717           | 1908           | 1608           | 1105 |     | 278.7 | 1.664 | 20  |       |
| LAV120L <sup>16</sup> | LAV120L <sup>16</sup> | 3017           | 3017           | 1908           | 1908           | 1105 |     | 292.1 | 1.711 | 20  |       |
| LAV121L <sup>16</sup> | LAV121L <sup>23</sup> | 3017           | 3717           | 1908           | 2608           | 1105 |     | 318.6 | 1.851 | 21  |       |
| LAV122L <sup>23</sup> | LAV122L <sup>13</sup> | 3717           | 2717           | 2608           | 1608           | 1105 |     | 305.2 | 1.804 | 21  |       |
| LAV123L <sup>23</sup> | LAV123L <sup>16</sup> | 3717           | 3017           | 2608           | 1908           | 1105 |     | 318.6 | 1.851 | 21  |       |
| LAV124L <sup>23</sup> | LAV124L <sup>23</sup> | 3717           | 3717           | 2608           | 2608           | 1105 |     | 343.6 | 1.973 | 21  |       |

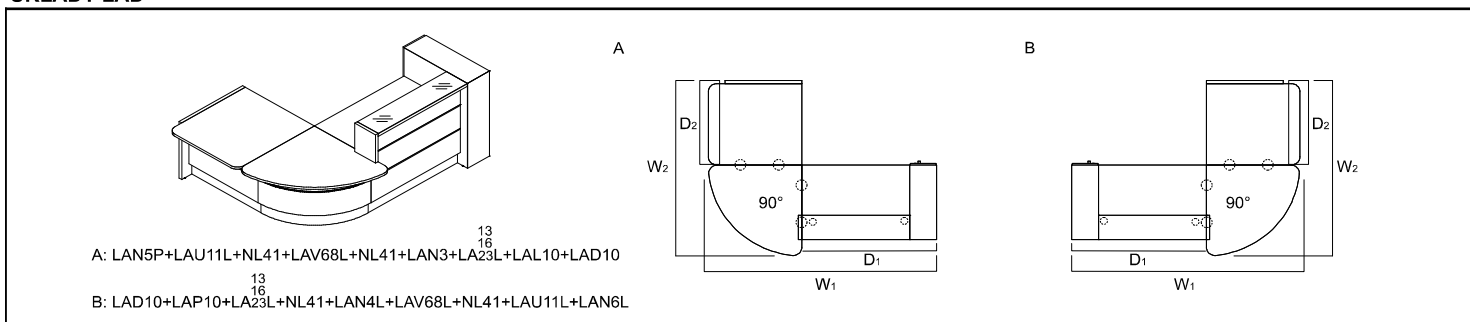
LEGENDA:

- WAGA NETTO

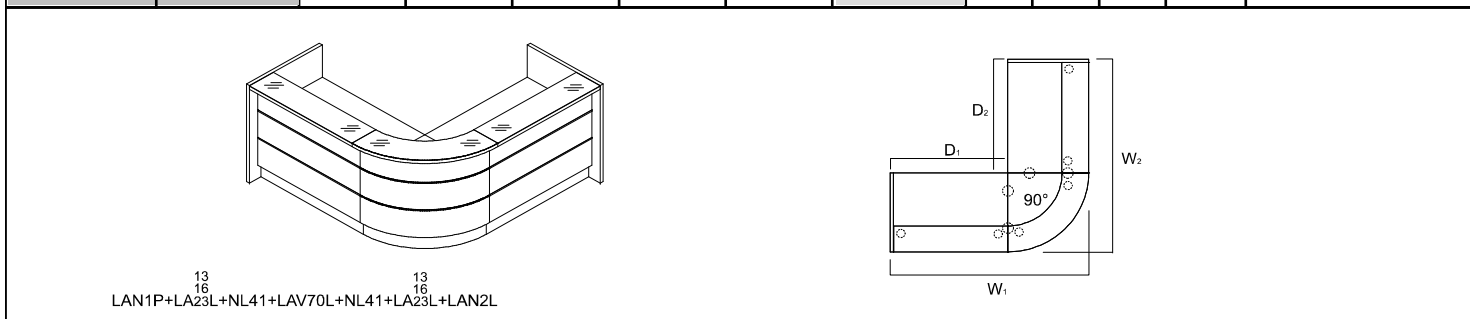
- OBJĘTOŚĆ

- ILOŚĆ PACZEK

## UKŁADY LAD



| SYMBOL                |                       | WYMIARY [mm]   |                |                |                |      | PLN |       |       |    |  | UWAGI |
|-----------------------|-----------------------|----------------|----------------|----------------|----------------|------|-----|-------|-------|----|--|-------|
| A                     | B                     | W <sub>1</sub> | W <sub>2</sub> | D <sub>1</sub> | D <sub>2</sub> | H    |     |       |       |    |  |       |
| LAV125L <sup>13</sup> | LAV126L <sup>13</sup> | 2722           | 2147           | 1608           | 1038           | 1105 |     | 210.4 | 1.181 | 18 |  |       |
| LAV127L <sup>16</sup> | LAV128L <sup>16</sup> | 3022           | 2147           | 1908           | 1038           | 1105 |     | 214.8 | 1.204 | 17 |  |       |
| LAV129L <sup>23</sup> | LAV130L <sup>23</sup> | 3722           | 2147           | 2608           | 1038           | 1105 |     | 245.3 | 1.350 | 18 |  |       |



| SYMBOL        |                       | WYMIARY [mm]   |                |                |                |      | PLN |       |       |    |  | UWAGI |
|---------------|-----------------------|----------------|----------------|----------------|----------------|------|-----|-------|-------|----|--|-------|
|               |                       | W <sub>1</sub> | W <sub>2</sub> | D <sub>1</sub> | D <sub>2</sub> | H    |     |       |       |    |  |       |
| <sup>13</sup> | LAV131L <sup>13</sup> | 2245           | 2245           | 1328           | 1328           | 1105 |     | 209.7 | 1.041 | 17 |  |       |
| <sup>13</sup> | LAV132L <sup>16</sup> | 2245           | 2545           | 1328           | 1628           | 1105 |     | 223.1 | 1.088 | 17 |  |       |
| <sup>13</sup> | LAV133L <sup>23</sup> | 2245           | 3245           | 1328           | 2318           | 1105 |     | 249.6 | 1.228 | 18 |  |       |
| <sup>16</sup> | LAV134L <sup>13</sup> | 2545           | 2245           | 1628           | 1328           | 1105 |     | 223.1 | 1.088 | 17 |  |       |
| <sup>16</sup> | LAV135L <sup>16</sup> | 2545           | 2545           | 1628           | 1628           | 1105 |     | 236.5 | 1.136 | 17 |  |       |
| <sup>16</sup> | LAV136L <sup>23</sup> | 2545           | 3245           | 1628           | 2318           | 1105 |     | 263.0 | 1.275 | 18 |  |       |
| <sup>23</sup> | LAV137L <sup>13</sup> | 3245           | 2245           | 2318           | 1328           | 1105 |     | 249.6 | 1.228 | 18 |  |       |
| <sup>23</sup> | LAV138L <sup>16</sup> | 3245           | 2545           | 2318           | 1628           | 1105 |     | 263.0 | 1.275 | 18 |  |       |
| <sup>23</sup> | LAV139L <sup>23</sup> | 3245           | 3245           | 2318           | 2318           | 1105 |     | 288.0 | 1.397 | 18 |  |       |

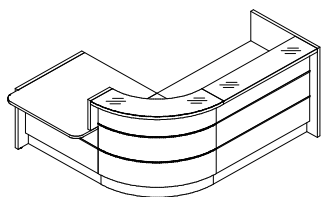
LEGENDA:

- WAGA NETTO

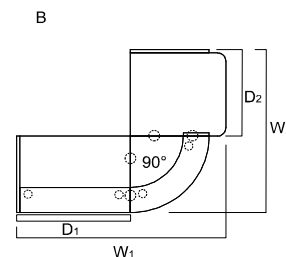
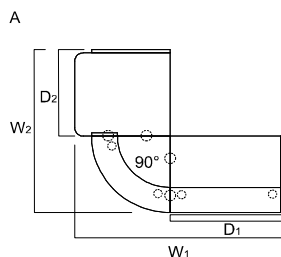
- OBJĘTOŚĆ

- ILOŚĆ PACZEK

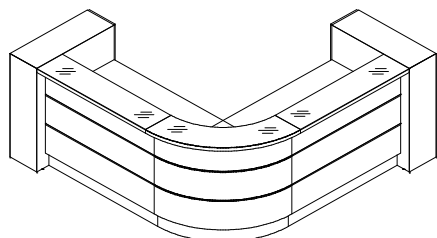
## UKŁADY LAD



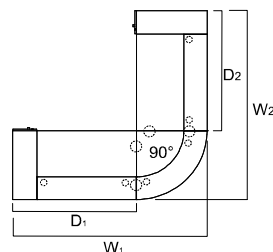
A: LAN5P+LAU11L+NL41+LAN3P+LAN70L+NL41+LA23L+LAN2L<sup>13</sup>  
<sup>16</sup>  
 B: LAN1P+LA23L+NL41+LAV70L+NL41+LAN4L+LAU11L+LAN6L



| SYMBOL                |                       | WYMIARY [mm]   |                |                |                |      | PLN |       |       |    |  | UWAGI |
|-----------------------|-----------------------|----------------|----------------|----------------|----------------|------|-----|-------|-------|----|--|-------|
| A                     | B                     | W <sub>1</sub> | W <sub>2</sub> | D <sub>1</sub> | D <sub>2</sub> | H    |     |       |       |    |  |       |
| LAV140L <sup>13</sup> | LAV141L <sup>13</sup> | 2442           | 1955           | 1328           | 1038           | 1105 |     | 184.4 | 0.933 | 17 |  |       |
| LAV142L <sup>16</sup> | LAV143L <sup>16</sup> | 2742           | 1955           | 1628           | 1038           | 1105 |     | 197.8 | 0.980 | 17 |  |       |
| LAV144L <sup>23</sup> | LAV145L <sup>23</sup> | 3442           | 1955           | 2318           | 1038           | 1105 |     | 224.3 | 1.119 | 18 |  |       |



LAD10+LAP10+LA23L+NL41+LAV70L+NL41+LA23L+LAL10+LAD10<sup>13</sup>  
<sup>16</sup>



| SYMBOL        |                       | WYMIARY [mm]   |                |                |                |      | PLN |       |       |    |  | UWAGI |
|---------------|-----------------------|----------------|----------------|----------------|----------------|------|-----|-------|-------|----|--|-------|
|               |                       | W <sub>1</sub> | W <sub>2</sub> | D <sub>1</sub> | D <sub>2</sub> | H    |     |       |       |    |  |       |
| <sup>13</sup> | LAV146L <sup>13</sup> | 2525           | 2525           | 1608           | 1608           | 1105 |     | 267.7 | 1.704 | 19 |  |       |
| <sup>13</sup> | LAV147L <sup>16</sup> | 2525           | 2825           | 1608           | 1908           | 1105 |     | 281.1 | 1.751 | 19 |  |       |
| <sup>13</sup> | LAV148L <sup>23</sup> | 2525           | 3525           | 1608           | 2608           | 1105 |     | 307.6 | 1.890 | 20 |  |       |
| <sup>16</sup> | LAV149L <sup>13</sup> | 2825           | 2525           | 1908           | 1608           | 1105 |     | 281.1 | 1.751 | 19 |  |       |
| <sup>16</sup> | LAV150L <sup>16</sup> | 2825           | 2825           | 1908           | 1908           | 1105 |     | 294.5 | 1.798 | 19 |  |       |
| <sup>16</sup> | LAV151L <sup>23</sup> | 2825           | 3525           | 1908           | 2608           | 1105 |     | 321.0 | 1.937 | 20 |  |       |
| <sup>23</sup> | LAV152L <sup>13</sup> | 3525           | 2525           | 2608           | 1608           | 1105 |     | 307.6 | 1.890 | 20 |  |       |
| <sup>23</sup> | LAV153L <sup>16</sup> | 2525           | 2825           | 2608           | 1908           | 1105 |     | 321.0 | 1.937 | 20 |  |       |
| <sup>23</sup> | LAV154L <sup>23</sup> | 3525           | 3525           | 2608           | 2608           | 1105 |     | 346.0 | 2.060 | 20 |  |       |

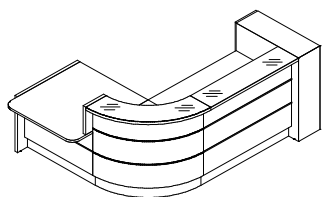
LEGENDA:

- WAGA NETTO

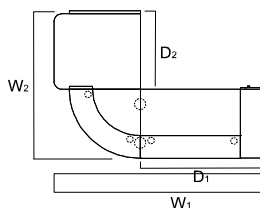
- OBJĘTOŚĆ

- ILOŚĆ PACZEK

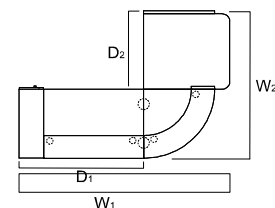
UKŁADY LAD



A:



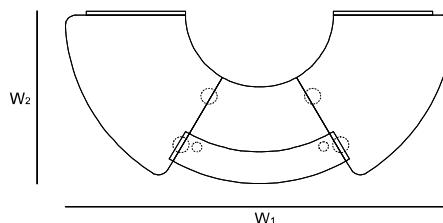
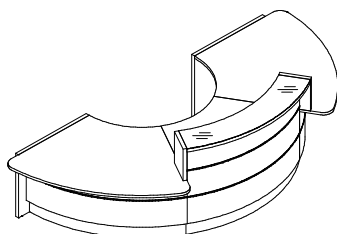
B:



A: LAN5P+LAU11L+NL41+LAN3P+WLC70L+NL41+LW23L+LWL10+LWD10

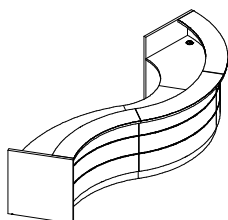
B: LWD10+LWP10+LW23L+NL41+WLC70L+NL41+LWN4L+LWU11L+LWN6L

| SYMBOL                |                       | WYMIARY [mm]   |                |                |                |      | PLN   | kg    | m3 | szt | UWAGI |
|-----------------------|-----------------------|----------------|----------------|----------------|----------------|------|-------|-------|----|-----|-------|
| A                     | B                     | W <sub>1</sub> | W <sub>2</sub> | D <sub>1</sub> | D <sub>2</sub> | H    |       |       |    |     |       |
| LAV155L <sup>13</sup> | LAV156L <sup>13</sup> | 2722           | 1955           | 1608           | 1038           | 1105 | 218.4 | 1.282 | 19 |     |       |
| LAV157L <sup>16</sup> | LAV158L <sup>16</sup> | 3022           | 1955           | 1908           | 1038           | 1105 | 222.8 | 1.305 | 18 |     |       |
| LAV159L <sup>23</sup> | LAV160L <sup>23</sup> | 3722           | 1955           | 2608           | 1038           | 1105 | 253.3 | 1.451 | 19 |     |       |

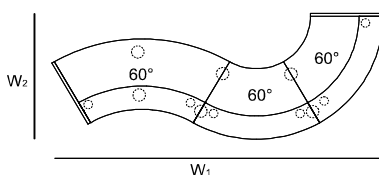


LAN5P+LAV66L+LAN3P+NL41+LAV64L+LAN4L+NL41+LAV66L+LAN6L

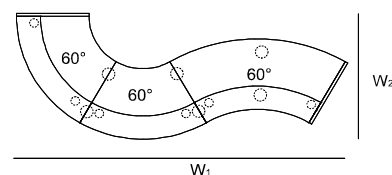
| SYMBOL | WYMIARY [mm]   |                |                |                |      | PLN   | kg    | m3 | szt | UWAGI |
|--------|----------------|----------------|----------------|----------------|------|-------|-------|----|-----|-------|
|        | W <sub>1</sub> | W <sub>2</sub> | D <sub>1</sub> | D <sub>2</sub> | H    |       |       |    |     |       |
| LAV05L | 3589           | 1629           | -              | -              | 1105 | 224.1 | 1.781 | 17 |     |       |



A:



B:



A: LAN1P+LAV62L+NL41+LAV64L+NL41+LAV64L+LAN2L

B: LAN1P+LAV64L+NL41+LAV64L+NL41+LAV62L+LAN2L

| SYMBOL |        | WYMIARY [mm]   |                |                |                |      | PLN   | kg    | m3 | szt | UWAGI |
|--------|--------|----------------|----------------|----------------|----------------|------|-------|-------|----|-----|-------|
| A      | B      | W <sub>1</sub> | W <sub>2</sub> | D <sub>1</sub> | D <sub>2</sub> | H    |       |       |    |     |       |
| LAV06L | LAV07L | 4199           | 1629           | -              | -              | 1105 | 269.5 | 2.345 | 20 |     |       |

LEGENDA:

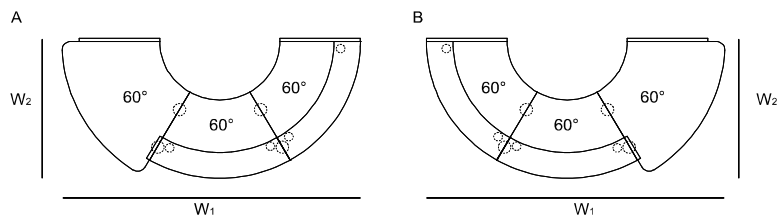
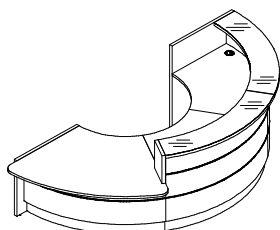
- WAGA NETTO

- OBJĘTOŚĆ

- ILOŚĆ PACZEK



**UKŁADY LAD**



A: LAN5P+LAV66L+NL41+LAN3P+LAV64L+NL41+LAV64L+LAN2L

B: LAN1P+LAV64L+NL41+LAV64L+NL41+LAN4L+LAV66L+LAN6L




| SYMBOL |        | WYMIARY        |                |                |                |      | [mm] | PLN   |       |    |  | UWAGI |
|--------|--------|----------------|----------------|----------------|----------------|------|------|-------|-------|----|--|-------|
| A      | B      | W <sub>1</sub> | W <sub>2</sub> | D <sub>1</sub> | D <sub>2</sub> | H    |      |       |       |    |  |       |
| LAV08L | LAV09L | 3367           | 1629           | -              | -              | 1105 |      | 235.3 | 2.009 | 16 |  |       |

LEGENDA:

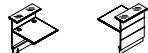
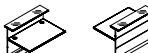
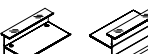

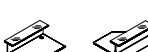
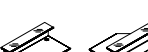





- WAGA NETTO

- OBJĘTOŚĆ


- ILOŚĆ PACZEK


| WIDOK I RZUT OBIEKTU | WYMIARY [mm] |           |          | SYMBOL | CENA NETTO PLN |  |  |  | UWAGI |
|----------------------|--------------|-----------|----------|--------|----------------|---|---|---|-------|
|                      | SZEROKOŚĆ    | GLĘBOKOŚĆ | WYSOKOŚĆ |        |                | kg  | m3  | szt   |       |

**ELEMENTY SKŁADOWE PROSTE**




|   |      |      |      |               |  |      |       |   |                         |
|---|------|------|------|---------------|--|------|-------|---|-------------------------|
|    | 844  | 917  | 1105 | <b>LA09L</b>  |  | 37.0 | 0.153 | 6 |                         |
|    | 1290 | 917  | 1105 | <b>LA13L</b>  |  | 57.6 | 0.233 | 7 |                         |
|    | 1590 | 917  | 1105 | <b>LA16L</b>  |  | 71.0 | 0.280 | 7 |                         |
|    | 2290 | 917  | 1105 | <b>LA23L</b>  |  | 97.5 | 0.419 | 8 | blat zawsze z nogą NE41 |
|    | 1290 | 917  | 1105 | <b>LAP13L</b> |  | 56.6 | 0.233 | 7 |                         |
|  | 1590 | 917  | 1105 | <b>LAP16L</b> |  | 70.5 | 0.280 | 7 |                         |
|  | 2290 | 917  | 1105 | <b>LAP23L</b> |  | 97.0 | 0.419 | 8 | blat zawsze z nogą NE41 |
|  | 1290 | 917  | 1105 | <b>LAL13L</b> |  | 56.6 | 0.233 | 7 |                         |
|  | 1590 | 917  | 1105 | <b>LAL16L</b> |  | 70.5 | 0.280 | 7 |                         |
|  | 2290 | 917  | 1105 | <b>LAL23L</b> |  | 97.0 | 0.419 | 8 |                         |
|  | 1000 | 1114 | 740  | <b>LAU11L</b> |  | 33.5 | 0.128 | 5 |                         |

LEGENDA:




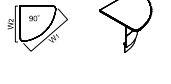



 - WAGA NETTO

 - OBJĘTOŚĆ

 - ILOŚĆ PACZEK


| WIDOK I RZUT OBIEKTU | WYMIARY [mm] |           |          | SYMBOL | CENA NETTO PLN |  |  |  | UWAGI |
|----------------------|--------------|-----------|----------|--------|----------------|---|---|---|-------|
|                      | SZEROKOŚĆ    | GLĘBOKOŚĆ | WYSOKOŚĆ |        |                | kg  | m3  | szt   |       |

**ELEMENTY SKŁADOWE ŁUKOWE**




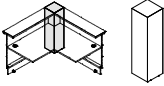
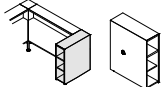
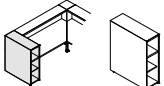
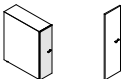
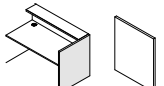
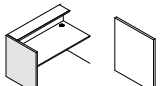
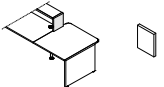
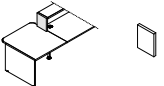
|   |      |      |      |               |  |       |       |   |  |
|---|------|------|------|---------------|--|-------|-------|---|--|
|    | 2216 | 917  | 1105 | <b>LAV62L</b> |  | 79.5  | 0.767 | 8 |  |
|    | 1600 | 917  | 1105 | <b>LAV64L</b> |  | 68.5  | 0.681 | 7 |  |
|    | 1720 | 1109 | 740  | <b>LAV66L</b> |  | 54.5  | 0.446 | 3 |  |
|    | 1485 | 1109 | 740  | <b>LAV68L</b> |  | 35.5  | 0.260 | 3 |  |
|   | 1297 | 917  | 1105 | <b>LAV70L</b> |  | 43.5  | 0.361 | 4 |  |
|  | 2264 | 917  | 1105 | <b>LAV90L</b> |  | 137.5 | 1.128 | 9 |  |
|  | 1225 | 917  | 1105 | <b>LAV63L</b> |  | 54.5  | 0.506 | 6 |  |

LEGENDA:


 - WAGA NETTO


 - OBJĘTOŚĆ

 - ILOŚĆ PACZEK




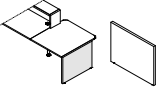
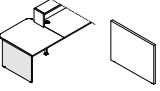

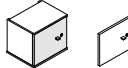



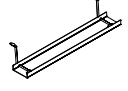
| WIDOK i RZUT OBIEKTU  | WYMIARY [mm] |           |          | SYMBOL       | CENA NETTO PLN |  |  |  | UWAGI  |
|---|--------------|-----------|----------|--------------|----------------|---|---|---|--|
|   | SZEROKOŚĆ    | GLĘBOKOŚĆ | WYSOKOŚĆ |              |                | kg  | m3  | szt   |  |
|    | 300          | 300       | 1105     | <b>LA100</b> |                | 22.2  | 0.115   | 1   | "kostka zamknięta" narożna                     |
|    | 318          | 917       | 1105     | <b>LAP10</b> |                | 50.0  | 0.364   | 1   | kostka z regalem prawa                         |
|    | 318          | 917       | 1105     | <b>LAL10</b> |                | 50.0  | 0.364   | 1   | kostka z regalem lewa                          |
|    | 306          | 20        | 1088     | <b>LAD10</b> |                | 5.0   | 0.018   | 1   | drzwi uniwersalne do LWP10 i LWL10             |
|    | 38           | 917       | 1105     | <b>LAN1P</b> |                | 26.0  | 0.051   | 1   | bok lady wysokiej -prawy                       |
|  | 38           | 917       | 1105     | <b>LAN2L</b> |                | 26.0  | 0.051   | 1   | bok lady wysokiej - lewy                       |
|  | 38           | 300       | 364      | <b>LAN3P</b> |                | 2.8   | 0.007   | 1   | bok do łączenia lady niskiej i wysokiej, prawy |
|  | 38           | 300       | 364      | <b>LAN4L</b> |                | 2.8   | 0.007   | 1   | bok do łączenia lady niskiej i wysokiej, lewy  |

## LEGENDA:


 - WAGA NETTO


 - OBJĘTOŚĆ

 - ILOŚĆ PACZEK

| WIDOK i RZUT OBIEKTU  | WYMIARY [mm] |           |          | SYMBOL       | CENA NETTO PLN |  |  |  |  | UWAGI  |
|---|--------------|-----------|----------|--------------|----------------|---|---|---|--|--|
|   | SZEROKOŚĆ    | GLĘBOKOŚĆ | WYSOKOŚĆ |              |                | kg  | m3  | szt   |  |  |
|    | 38           | 917       | 740      | <b>LAN5P</b> |                | 19.0  | 0.036   | 1   |  | noga do lady niskiej, prawa                          |
|    | 38           | 917       | 740      | <b>LAN6L</b> |                | 19.0  | 0.036   | 1   |  | noga do lady niskiej, lewa                           |
|    | 345          | 283       | 314      | <b>LMS05</b> |                | 5.0   | 0.031   | 1   |  |  |
|    | 339          | 18        | 286      | <b>LMS06</b> |                | 2.0   | 0.005   | 1   |  |  |
|    | 585          | 142       | 690      | <b>NL41</b>  |                | 2.0   | 0.063   | 1   |  |  |
|  | 40           | 40        | 712      | <b>NE41</b>  |                | 1.5   | 0.017   | 1   |  | noga okrągła   |
|  | 140          | 70        | 750      | <b>S81</b>   |                | 1.1   | 0.008   | 1   |  | przewodzenie kabli (kręgosłup)<br>kolor 09-aluminium |
|  | 460          | 70        | 87       | <b>E64</b>   |                | 0.0   | 0.000   | 0   |  | kanal kablowy 09-aluminium                           |

## LEGENDA:

 - WAGA NETTO

 - OBJĘTOŚĆ

 - ILOŚĆ PACZEK